

Game Architecture and best practices

Reinhold Preiner

Thomas Weber

Institute of Computer Graphics and Algorithms

Vienna University of Technology



- **Software Architecture for Game Development**
 - ◆ Rules of software engineering
 - ◆ Entity Management
 - ◆ Scene-Representation
 - ◆ Basic Game-Lifecycle
 - ◆ The Render-Loop
 - ◆ Resource Management
- **Best Practices and Useful Tips**



Software Architecture for Game Development



■ **SCALABILITY**

- ◆ Be able to extend your System with minimal effort

■ **MAINTAINABILITY**

- ◆ Be able to change/adapt your System with minimal effort

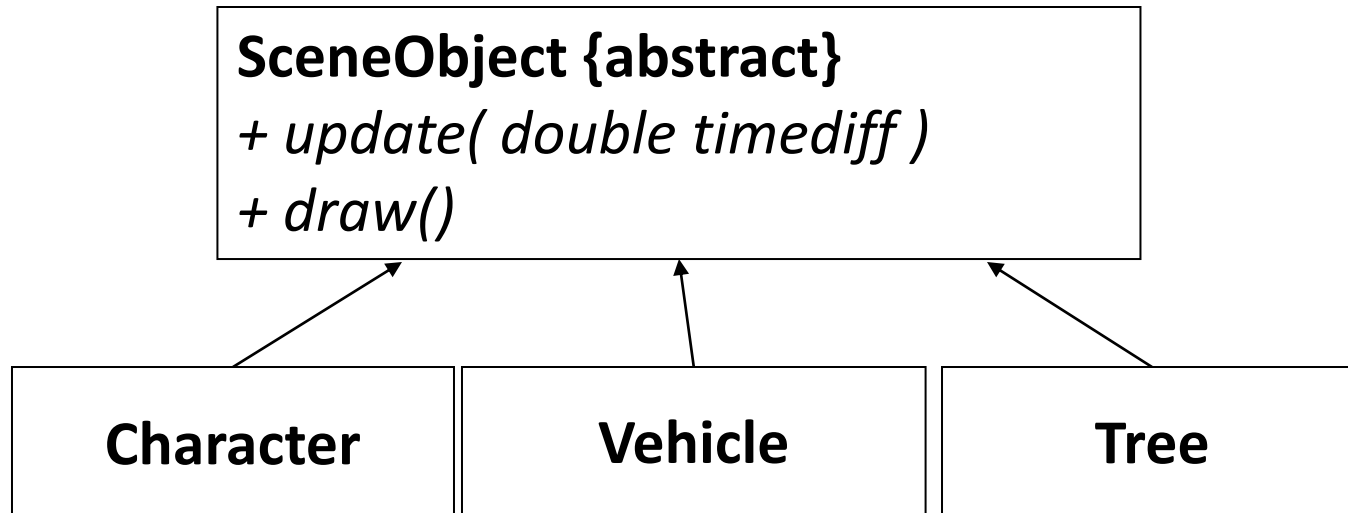
■ **MODULARITY**

- ◆ If you have to do the procedure in different corners of your System, do it once in one module (class) and call it wherever you need it.

- These Concepts interact with each other

- But: Beware of Overengineering -> you only have one Semester!



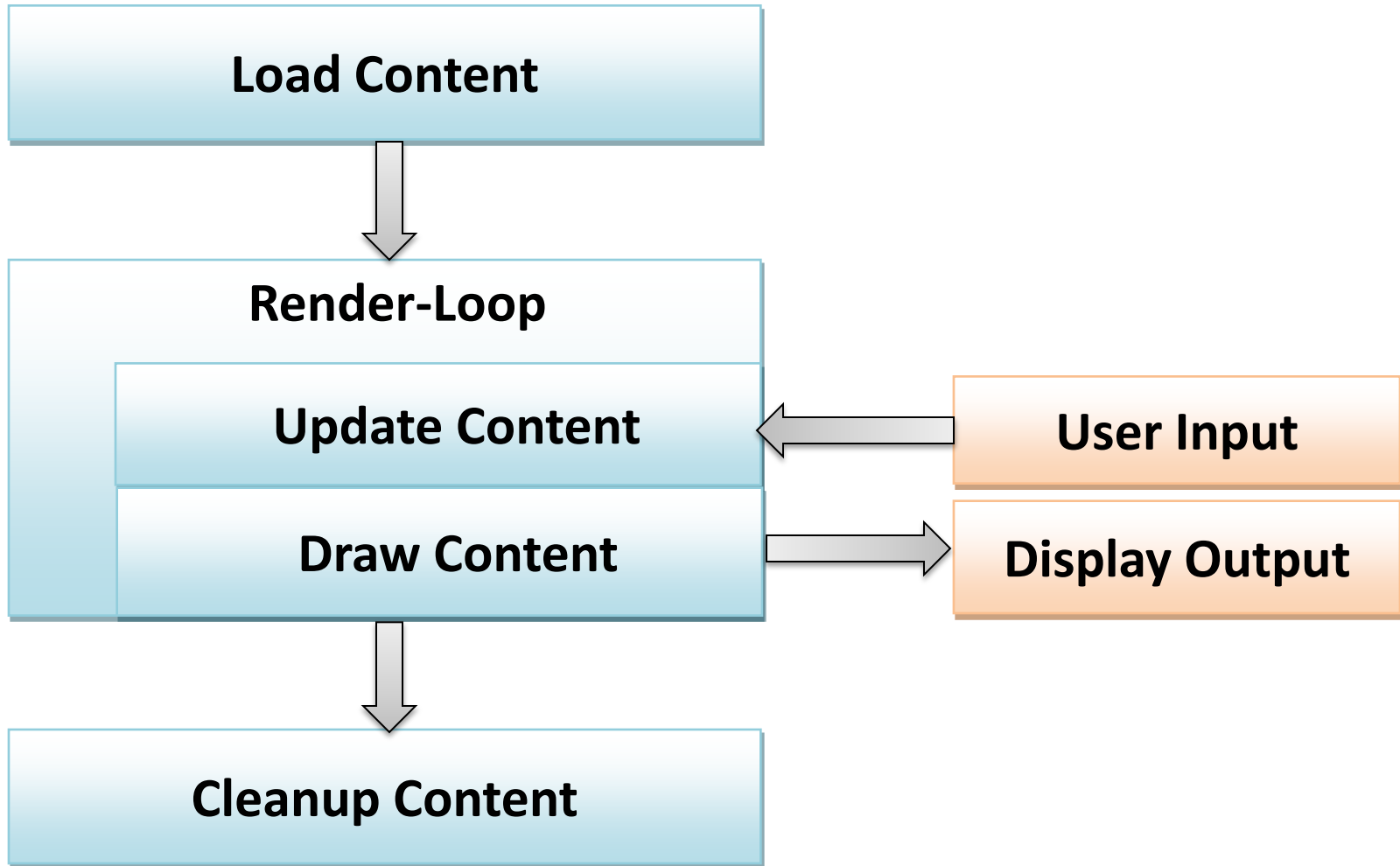


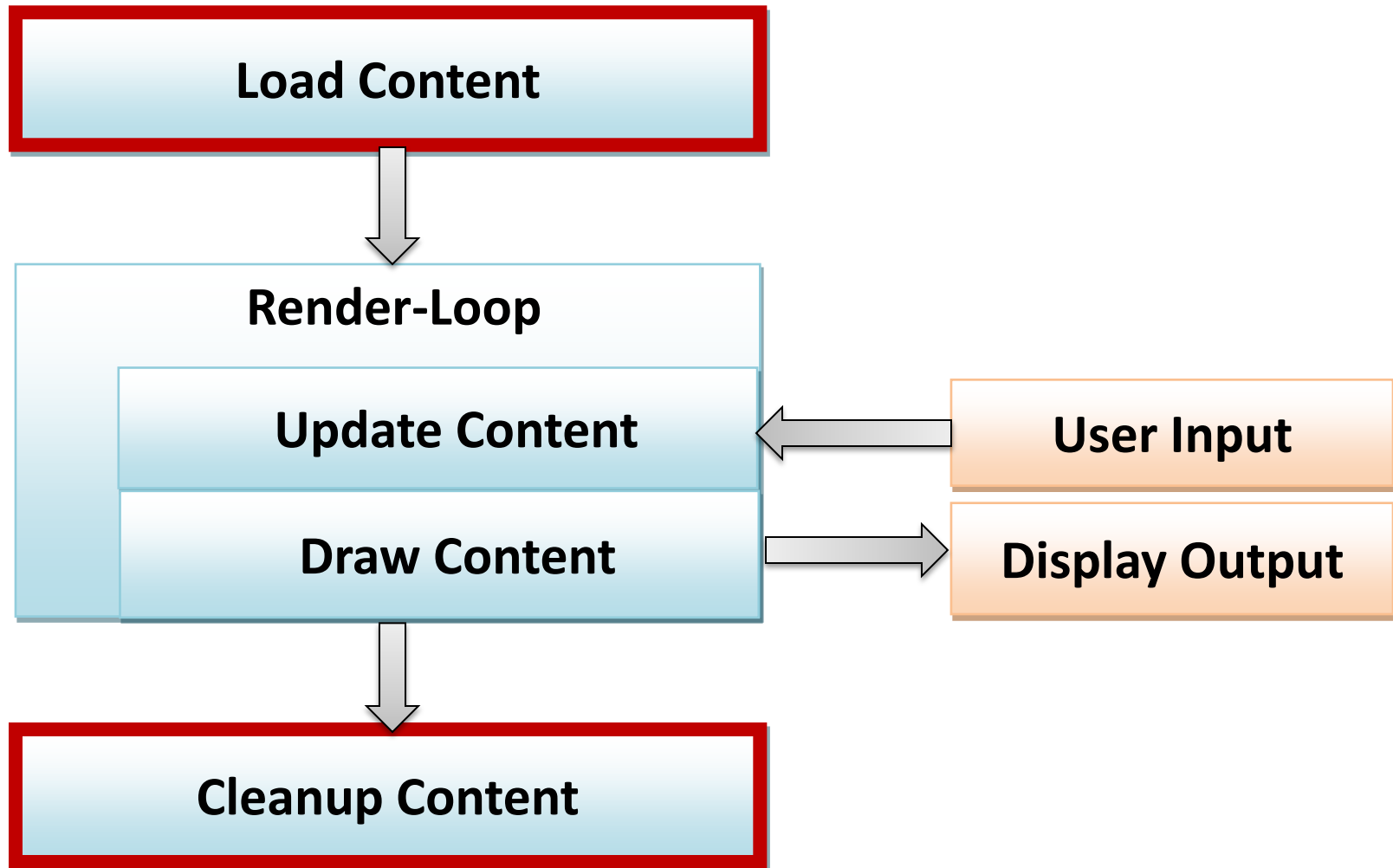
- `Character::update()` handles user input
- `Vehicle::update()` controlled by AI
- `Tree::update()` does nothing



- ◆ Which data-structure for object organization?
- ◆ Depends on your needs
- ◆ 2 Basic approaches:
 - ◆ Linear List (e.g. `std::list<SceneObject*>`)
 - ◆ Advantage: Easy to implement
 - ◆ Disadvantage: Bad for hierarchical scenes
 - ◆ Scene-Graphs:
 - ◆ Ideal for hierarchical animations (e.g. solar system)
- ◆ You can also use both (or none ;))







- ◆ Common Design-Concepts:
 - ◆ RAI
 - ◆ Resource managing module



- ◆ “Resource Acquisition Is Initialization”
- ◆ Constructor: Resource acquisition
 - ◆ Textures, shader, meshes etc.
 - ◆ Destructor: Release resources
- ◆ Advantages:
 - ◆ Simplifies programming work
 - ◆ Exception safe
- ◆ Disadvantage:
 - ◆ Beware of shallow copies
(see C++ talk / part 2)

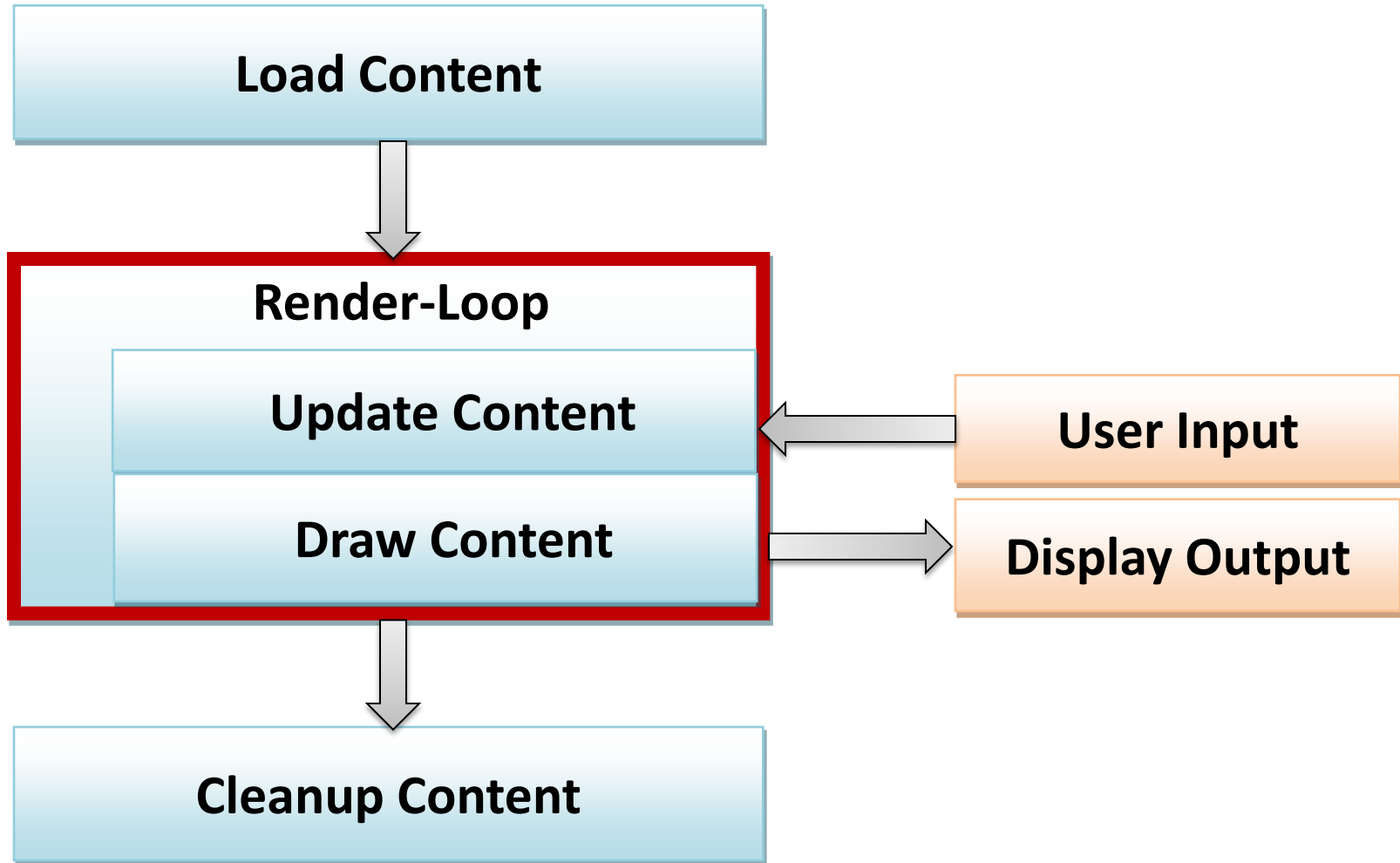


- ◆ Central resource manager class handles all resources
- ◆ Has methods like: loadMesh, loadTexture, etc.
- ◆ Loads resources once and returns references
- ◆ Internally stores resources in maps
- ◆ Could also support reference counting
- ◆ Handles cleanup at application end

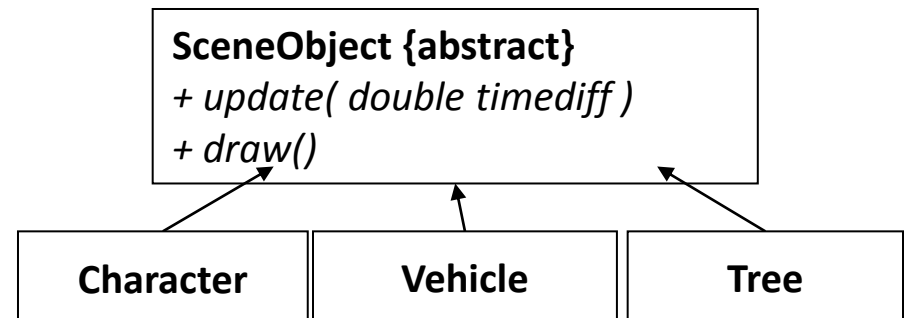


```
Resource* loadResource( "resourceName" )
{
    if ( "resourceName" already loaded )
        return lookup( "resourceName" );
    else
    {
        res = loadFromFile( "resourceName" );
        storeInMap( "resourceName", res );
        return res;
    }
}
```





```
while( <running> )  
{  
    double dt = <Calculate time Delta to prev. Frame>;  
  
    foreach SceneObject* so in sceneObjectList  
        so->update( dt );  
  
    foreach SceneObject* so in sceneObjectList  
        so->draw ();  
  
    <Swap Buffers>  
}
```



Best Practices and Useful Tips



- Wrapper objects for OpenGL functions
- For things like textures or shaders
- Example usage

```
Shader shader("my_shader");  
Mesh mesh("teapot.mesh");  
shader.bind();  
shader.setUniform("color", vec3(1,0,0));  
mesh.draw(&shader);  
shader.unbind();
```

- Write code before implementing wrappers



- ◆ Don't hardcode constant values

- ◆ Use a config file

- ◆ Example syntax:

```
lightColor 1 0.5 0.5
```

```
lightPosition 10 10 30
```

```
shaderName "shader/myShader"
```

- ◆ Tweak values without recompilation

- ◆ Example Config class:

```
Config config("game.config");
```

```
String shaderName = config.shaderName;
```



- Most frameworks support timer functions
- Clamp longer time differences
 - ◆ Useful for debugging, pause state, etc.

```
double last = 0.0, logicTime = 0.0;
while (running) {
    double now = glfwGetTime();
    double dT = min(config.maxDT, now-last);
    last = now;
    logicTime = logicTime + dT;
}
```



◆ Each frame do

```
++frames;  
if (now - last > config.framerateUpdateTime) {  
    msPerFrame = 1000.0 * (now-last) / frames;  
    last = now;  
    frames = 0;  
}
```

- ◆ Encapsulate in function or class
- ◆ $\text{FPS} = 1000 / \text{msPerFrame}$
- ◆ ms/frame is preferable metric
- ◆ FPS just better known



- Polling for time spanning actions

- ◆ Pressing forward key

- ◆ Firing machine gun

```
glfwGetKey( 'W' );
```

- Events for single key hits

- ◆ ESC, F-keys, etc.

- ◆ Firing grenade

- ◆ Execute action

```
void GLFWCALL keyCallback(int key, int state) {...}  
glfwSetKeyCallback(keyCallback);
```

